

CINEGE
(Hungary)

This dance belongs to the old layer of the Hungarian folk dances, and to the "ugros" dance family. The name refers to the titmouse bird, often mentioned in folk songs which accompany this dance. The dance is also representative of the dance dialect of the Eastern Transdanubian region. Its relationship to the Balkan (Serbian, Croatian) dance types is obvious.



Pronunciation: TSEE-neh-geh

Source: Agoston Lanyi, Hungarian Academy of Sciences.

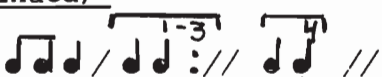
Music: For this arrangement use LPX 18007, Cinege, melody #1, which is played three times and has to be speeded up considerably to approximately 38-40 rpm.

Formation: Circle, or small circles of four, hands joined at shoulder height, bent elbow, or shoulder-to-shoulder hold.

SEQUENCES

- I. 
- ct 1 Turning hips slightly to L, step with L ft on a fwd diag, following the curve of the circle.
- 2 Step with R ft fwd diag L.
- 3 With a jump heel-click, close both ft together, with hips facing ctr.
- 4 Leap onto L ft in place, lifting R ft slightly to the R side, both knees bent.
- 5 Hop on the L ft. At the same time touch R toe fwd, straight knees.
- 6 Jump into a 2nd pos (toes turned in), knees bent.
- 7 With a jump heel-click, close both ft together.
- 8 Leap onto R ft in place, bent knee, turning hips slightly to the L.
Repeat action of cts 1-8.
- II. 
- 1 Turning the hips slightly to L, step with L ft on a fwd diag.
- 2 Step with the R ft on a L fwd diag.
- 3 Turning hips slightly to R, step with L ft on a back diag.
- & Step with R ft behind L ft.
- 4 Step with L ft in front of R ft.
- 5-6 Repeat action of cts 3-4, Sequence II, symmetrically.
- 7-8 Repeat action of cts 3-4, Sequence II.
Repeat action of cts 1-8, Sequence II, with opp ftwk and directions (symmetrical repeat).

CINEGE (continued)

- III. 
- 1 Step with L ft slightly fwd.
 & Step with R ft behind L ft.
 NOTE: Cts 1& are running steps.
- 2 Small leap onto the L ft sdwd L.
 3 Close R ft to L ft with a jump heel-click.
 4 Leap onto R ft in place with knee bend.
 5-12 Repeat action of cts 1-4, Sequence III. twice.
 13-15 Repeat action of cts 1-3, Sequence III.
 16 Leap onto L ft in place with knee bend.
 Repeat action of cts 1-16; Sequence III, with opp ftwk and directions (symmetrical repeat).

THE DANCE

<u>Meas</u>	<u>Pattern</u>
	<u>Melody A I</u>
1-4	Introduction
5-16	Sequence I, three times
	<u>Melody A II</u>
1-16	Sequence II, four times.
	<u>Melody A III</u>
1-16	Sequence III, two times.

© 1972 by Andor Czompo, State University College, Cortland, New York 13045.
 Do not reproduce these descriptions without the written permission of Andor Czompo.

Presented by Andor Czompo